



## Strategies for Teacher Support of Home Literacy Learning

Jeanette McCollum  
Susan Yorde

Sandy Hufford  
Anita Lange

DELL-D Early Reading First Project (Illinois)  
2007-2010



## Disclaimer

This information is being provided for the purpose of the fiscal year (FY) 2008 Early Reading First Grantee meeting in Seattle, Washington. Assessment tools and other information and materials mentioned or shown at this meeting by presenters or grantees are provided as resources and examples for the viewer's convenience. Their inclusion is not intended as an endorsement by the U.S. Department of Education.

In addition, the instructional practices and assessments discussed or shown in these presentations are not intended to mandate, direct, or control a State's, local educational agency's, or school's specific instructional content, academic achievement system and assessments, curriculum, or program of instruction. States and local programs are free to use any instructional content, achievement system and assessments, curriculum, or program instruction that they wish, so long as the instructional materials and literacy activities meet the Early Reading First statutory requirement of being based on scientifically based reading research that supports the age-appropriate development of the language and literacy skills described in the Early Reading First statute, and are part of their approved grant application.

## Agenda

- Introduction & overview
- Overview of family components of DELL-D
- Classroom-home linkages
- Lessons learned
- Evaluation

## About Danville

- Population of 33,000 (2005)
- County seat of Vermilion County, population 84,000
- Old fur-trading road between Lake Michigan and the south
- Irish and Eastern European immigrants, as well as African-Americans, came in the late 1800s to work in the mines.
- With the coming of large GM plant, it became a vibrant blue-collar community that easily switched from mining to manufacturing.
- With the closure of GM in the 1990s, Danville and Vermilion County went into an economic slide.
- The 11.3% poverty rate in Illinois in 2002 compares to the county's rate of 14.1%
- The 15.3% Illinois child poverty rate compares to 19.3% in Vermilion County.

## DELL-D Partners

- Developing Early Language and Literacy in Danville
  - University of Illinois Urbana-Champaign
  - Danville District 118 Pre-K Program
  - Head Start Program at East Central Illinois Community Action Program
  - Danville Area Community College Child Care
  - Center for Children's Services Early Learning Center

## About DELL-D

- 5 separate sites
- 12 teaching teams (25 teachers)
  - 8 full-day
  - 4 half-day
- 12 classrooms
- 16 groups of children
- 276 children (Year 1)

## Why Focus on Families?

- Importance of home support of emergent literacy:
  - Link between family environment and child outcomes
    - Reason for ERF primarily based on link between poverty level in families and associated deficits in child learning
    - Families as THE primary learning environment for young children
  - Early childhood as a time to “hook” families into their children’s learning and schooling
    - Time when they are most open to thinking about their own parenting roles.

## DELL-D Family Components

- Our approach...
  - Parent-child focus
    - Recognize own importance in child’s literacy learning
    - Increase competence in supporting child’s literacy learning
    - Build confidence in own ability to support child’s literacy learning
    - Strengthen parent-child relationship
  - Classroom-family connection
    - Linked through the classroom and through teachers versus directly to parents
      - Hook parents into the classroom-home collaboration
      - Build teacher knowledge of how to support families by providing opportunities for them to experience strategies for collaboration
    - Center-family connection
      - Experience different ways of supporting connections
      - Fit center’s needs - location, schedule, family preferences

## DELL-D Family Components

- Overview of Components
  - Family Center
  - Library Days
  - Family Events
  - Theme Newsletters
  - Monthly Take-Home Activities
  - One-on-one Visits (some families)

## Supporting Activities

- Marketing to families and children
  - Backpack sent home by teachers at beginning of school year
  - Invitations, flyer, calendar of events, incentive system
  - Monthly materials sent home by teachers
    - Flyers, reminders of events
    - Theme newsletters
    - Parent-child activities
  - Principles
    - Attractive, colorful, easy to read
    - Consistent, recognizable format
    - Parent-child focus

## Supporting Activities

- Incentive system
  - Links family center, events, and classroom activities
- Promotes participation in multiple parent-child activities
- More participation = more take-home literacy goodies

### Upcoming DELL-D Family Events in 2009

**Jan. 23**



Clifford Party  
5:00 – 7:00 pm at  
East Park Elementary

**Feb. 28**



Sweetheart Dance  
10:00 am – 12:00 pm at  
DACC Child Dev. Center

**March 14**



Dr. Seuss Party  
10:00 am – 12:00 pm at  
Danville Public Library

**April 20**



Week of the Young Child  
10:00 am – 2:00 pm at  
The Village Mall, Danville

**May 15**



End of School Year  
5:00 pm at  
Laura Lee Fellowship Hall

**June**



"FUDGE!" Fabrics, Books,  
Dolls, Games & Everyone Else!  
Date, time & location TBA

**July**



Field Trip  
Date, time & location TBA

More information about all events will arrive monthly from your child's teacher. You may also contact Sandy Hufford at 446-1900 ext. 113 or shufford@illinois.edu for more information!

**Every Monday Night:**  
DELL-D Library Night at  
Danville Public Library  
from 5:00 pm – 6:30 pm

**FREE GIFTS**  
When you attend any  
DELL-D Family Event,  
you will be eligible for free  
books, writing supplies or magazines!

## Free Stuff for attending DELL-D Events:

If you attend 1 event:  
Take home a Reading Center



Attend 2 OR MORE events:  
Receive Reading or Writing Center supplies at every event!



If you attend 3 events:  
Take home a Writing Center kit

Attend 5 OR MORE events:  
Take home a \$10 Gift Certificate at every event!

Visit the DELL-D Family Center at 501 Kimball Mon.-Fri. OR DELL-D Library Days at the Danville Public Library on Mondays from 5:00 -6:30 PM to take home the following:

A free book on your 1st visit!

Free one year subscription to Cricket magazine on your 6th visit

## Supporting Activities

- **Family Liaison-Classroom Connection**
  - Family Liaison makes regular drop-in visits to classrooms to deliver materials
  - Family Center offered as a resource center for teachers
  - Family events rotate among centers or use sites selected by centers
  - Family Liaison takes Family Center directly to centers
  - Family Liaison makes connections with individual families while at the center
  - Teachers collaborate in planning and implementing family events

## Illustrating the Classroom-Home Link

- Family Center
- Family Events
- Theme Newsletters
- Monthly Take-Home Activities

## DELL-D 2008-2009 Family Events

<i>June:</i> F.U.D.G.E. Day	<i>November:</i> Miss Spider Party
<i>July:</i> Field Trip to Prairie Farms (Petting Zoo)	<i>January:</i> Clifford Party
<i>August:</i> Reading Fun with Danville Dan's (Baseball Team)	<i>February:</i> Sweetheart Dance
<i>September:</i> Family Fun and Reading Night	<i>March:</i> Dr. Seuss Fun
<i>October:</i> Harvest Time with Nursery Rhymes	<i>April:</i> Week of the Young Child
	<i>May:</i> End of School Year Celebration

## Take-Home Activities from Events

- Take the perspective of child
  - What we did today
  - How it helped me become a better reader
  - Fun books we can read together
- Ideas for things we can do at home including a coloring, drawing, or writing sheet



**Harvest Time Family Event**  
**Saturday, October 25**  
**10:00 am - 12:00 pm**  
**Early Learning Center**

You are invited to the DELL-D Family Event! Our event will feature fun activities, songs, and rhymes, so feel free to dress up as your favorite nursery rhyme character.

Sponsored by the DELL-D Project  
 Developing Early Language and Literacy in Danville



Please call Sandy Kierford at 446-1800 ext. 113 for more information or transportation requests.

## DELL-D Literacy Event Activity Sheet

### EM.D.G.E. DAY

#### Fun books we can read together:

- A Father's Day Thank You by Janet Mohr
- Just Grandpa and Me by Mencia Meyer
- Just My Dad and Me by Mencia Meyer
- Just My Mom and Me by Mencia Meyer
- Just My Grandpa and Me by Mencia Meyer
- Just My Grandma and Me by Mencia Meyer
- Just My Uncle and Me by Mencia Meyer
- Just My Aunt and Me by Mencia Meyer
- Just My Sister and Me by Mencia Meyer
- Just My Brother and Me by Mencia Meyer
- Just My Family and Me by Mencia Meyer
- Just My Friends and Me by Mencia Meyer
- Just My Community and Me by Mencia Meyer
- Just My World and Me by Mencia Meyer

#### What we did today:

Today, we made root beer floats! You helped me read the words on a recipe card and look at the pictures, so I can follow the directions. I helped you read the words on a picture of how we made the float and you helped write the words. I said about how we made the float! We also voted on the big chart whether or not we liked our root beer floats.

#### How it helped me become a better reader:

- I learned to follow directions for making the root beer float.
- I listened as you read the instructions to me.
- I learned to go from left to right when reading the recipe card.
- You pointed them out to me on the recipe card.
- I also learned new words to describe things like root beer, fizzy, foamy, freeze, brown and vanilla when we talked about the floats.
- I remembered how to make the root beer float and you helped me fill in my words.
- We talked about how we wrote whether or not we liked our root beer floats on the chart.

PLEASE CHECK THE DANVILLE PUBLIC LIBRARY FOR THE DANVILLE EARLY LEARNING CENTER FOR THESE BOOKS!



## Teacher Participation in Monthly Family Events

- Teacher Participation in the Events
  - Part of planning process for each event
    - One teacher from each center on planning team
  - Provide support to parent-child activities during each event
    - Several teachers from each center come to support parents as they participate in activities with their children

# How It Works

- **Planning Process**
  - “Cute is not enough”
  - Planning form
  - Planning process
- **Teacher Roles during Events**
  - Support parents
    - Provide encouragement, support
    - Don't take over!

# DELLO Family Event Planning Guide

Fall Harvest - Nursery/Elementary Oct. 21, 2008

Consider ideas, themes or messages/understandings that participants in which types of activities (which would happen at home on a daily basis) they are helping their children learn the skills that will lead to being good readers and writers (date of meeting, to have fun together)

Write with Me	Write with Me	Write with Me	Write with Me
<p><b>TEACHER ROLE</b></p> <ul style="list-style-type: none"> <li>Parents will meet together in morning/afternoon</li> <li>Parents will meet together in morning/afternoon</li> <li>Parents will meet together in morning/afternoon</li> <li>Parents will meet together in morning/afternoon</li> <li>Parents will meet together in morning/afternoon</li> <li>Parents will meet together in morning/afternoon</li> <li>Parents will meet together in morning/afternoon</li> </ul>	<p><b>TEACHER ROLE</b></p> <ul style="list-style-type: none"> <li>Parents will meet together in morning/afternoon</li> <li>Parents will meet together in morning/afternoon</li> <li>Parents will meet together in morning/afternoon</li> <li>Parents will meet together in morning/afternoon</li> <li>Parents will meet together in morning/afternoon</li> <li>Parents will meet together in morning/afternoon</li> <li>Parents will meet together in morning/afternoon</li> </ul>	<p><b>TEACHER ROLE</b></p> <ul style="list-style-type: none"> <li>Parents will meet together in morning/afternoon</li> <li>Parents will meet together in morning/afternoon</li> <li>Parents will meet together in morning/afternoon</li> <li>Parents will meet together in morning/afternoon</li> <li>Parents will meet together in morning/afternoon</li> <li>Parents will meet together in morning/afternoon</li> <li>Parents will meet together in morning/afternoon</li> </ul>	<p><b>TEACHER ROLE</b></p> <ul style="list-style-type: none"> <li>Parents will meet together in morning/afternoon</li> <li>Parents will meet together in morning/afternoon</li> <li>Parents will meet together in morning/afternoon</li> <li>Parents will meet together in morning/afternoon</li> <li>Parents will meet together in morning/afternoon</li> <li>Parents will meet together in morning/afternoon</li> <li>Parents will meet together in morning/afternoon</li> </ul>

Learning Objectives

Environment	Materials	Facilitating Parent Involvement	Activity Center
<p>Child needed table to make the table - could use table for writing or drawing - could use table for writing or drawing</p>	<p>Child needed table to make the table - could use table for writing or drawing - could use table for writing or drawing</p>	<p>Child needed table to make the table - could use table for writing or drawing - could use table for writing or drawing</p>	<p>Child needed table to make the table - could use table for writing or drawing - could use table for writing or drawing</p>

# Teacher Cue Cards

## Write with Me

### Teachers

– "Wow, **CHILD'S NAME**, what did you just draw? Go ask mom to help you write down the name for your picture."

# Teacher Cue Cards

## Make a Snack/Craft with Me Teachers

-Encourage the parents to help their children read the recipe strip and make the snack/craft. (“We have a recipe for you to follow. Why don’t you help CHILD’S NAME read the recipe and make the snack/craft for you.”)

# Curriculum Theme Newsletters

- Overview of newsletters
  - Matched to TROPHIES themes (25 themes)
  - Letter + Letter Talk
    - F = Straight line down. Go to the top of this line. Straight line across. Go to the middle and draw straight line across (Theme: It’s Me!)
  - Songs and Rhymes
    - One Potato, Two Potato (Theme: Foods)
  - Concepts
    - Sentences and Words (Theme: Making Things)
  - Books related to the theme
    - TROPHIES Book: I Can’t Get My Turtle to Move (Theme: Pets)
    - Book Pick: Whose Tail?
    - Additional books: Pet Show and Arthur’s New Puppy
  - Discover Danville
    - Farmer’s Market (Theme: Neighborhood)
  - Tips for the Home
    - Play a guessing game using things related to night or day. You might say, “What is in the sky at night and twinkles?” and your child would guess, “star!” (Theme: Night and Day)

# Family Newsletter

## Developing Early Language and Literacy in Danville

“It’s Me!”  
 What’s new in our class this week

**Letter of the Week**  
**Ff**  
 Big “F” and little “f”  
 Some “f” words we will talk about are fish, firefighters, fork and foot!

**Songs we are singing**  
 “Head, Shoulders, Knees and Toes”  
 “Where is Thumbkin?”

**New Concept: Feelings**  
 Feelings we are talking about at school are happy, sad, angry, surprised and tired.

**New Book: “In Between” by Virginia Griest**  
 At school, we will read “In Between” by Virginia Griest with illustrations by Monica Wellington. This story is about a boy and the activities they play. You can make the book use these animals, so ask your child what animals the boy like and what animals your child likes. You can also use the book to talk about feelings. This will help your child develop language skills related to express ideas and feelings.

Children who read succeed. Read together often!

**Letter Talk**  
 “Letter Talk” is what we use to help children learn how to form letters!

**Letter Talk for the “L”**  
 Straight line down. Go to the top of this line. Straight line across. Go to the middle and draw straight line across.

**Letter Talk for the “T”**  
 Curve left and down. Go to the top of this line. Straight line across.

Draw a picture in your notebook to go with the story!

**Letter of the Week**  
**Ff**  
 Big “F” and little “f”  
 Some “f” words we will talk about are fish, firefighters, fork and foot!

**Songs we are singing**  
 “Head, Shoulders, Knees and Toes”  
 “Where is Thumbkin?”

**New Concept: Feelings**  
 Feelings we are talking about at school are happy, sad, angry, surprised and tired.

**New Book: “In Between” by Virginia Griest**  
 At school, we will read “In Between” by Virginia Griest with illustrations by Monica Wellington. This story is about a boy and the activities they play. You can make the book use these animals, so ask your child what animals the boy like and what animals your child likes. You can also use the book to talk about feelings. This will help your child develop language skills related to express ideas and feelings.

Children who read succeed. Read together often!

**Developing Early Language and Literacy in Danville**

**Writing Kit**  
 Have everything your child needs to write using a box, basket or bag, put starting utensils in the box, basket or bag. When your child starts writing, they can use the starting utensils to help them write. They can use the starting utensils to read what your child has written, but if it has been written here or there. Be enthusiastic and encourage!

**Discover Danville My Hometown**  
 Teach children the word “hometown” and explain that it is the place where you live. You can ask your child to draw their hometown. You can also ask them to draw their favorite place in their hometown.

**Find books and more at the DELL-D Family Center!**  
 Look for SPECIAL EVENT information from your child’s teacher.  
 Look for more information at 446-3800 x 313 for more information.

**Books related to theme**

- “Chrysanthemum” by Kevin Henkes
- “My First Action Rhymes” by Lynne Crawford
- “I Like Myself” by Karen Beaumont
- “The Way I Feel” by Jana Cain

**Try These Tips at Home**

**Teach your child about: Feelings**

- Play a “I Feel \_\_\_\_\_” guessing game. Start to describe a feeling, then draw a picture. For example, “I feel \_\_\_\_\_” or “When I get a cookie with lurch, I feel \_\_\_\_\_” and your child say a feeling and you guess also!
- Talk about how you feel when you see that makes them happy or sad and guess what it is. If needed you can talk about how you feel when you see that.

**Help your child learn the letters: F and f**

- Talk about things you see while driving or shopping that have the letter “f” on them.
- Write the letter “f” words your child can think of that begin with the letter “f”.
- When reading to your child, point out words that begin with the letter “f”.

**Help your child learn these new terms: “In Between”, “On Top”, & “Go Around”**

- When in the kitchen with your child, talk about a box that is “in between” two other things in the cabinet.
- When you are at the table with your child, talk about how you can “go around” the table, or you can walk around a table!

**Book Pick: “How Are You Feeling? Foods with Moods”**  
 By Sharon Freymann and Joos Effers

This charming book invites you into a world where food has feelings. The book is full of colorful illustrations of various fruits, and explains how they feel. The book is perfect for children who are learning about feelings and food!

Selected by the New York Times Book Review as one of the best illustrated children’s books of 1999.

**HOW ARE YOU FEELING?**

**Developing Early Language and Literacy in Danville**

**Letter of the Week**  
**Ff**  
 Big “F” and little “f”  
 Some “f” words we will talk about are fish, firefighters, fork and foot!

**Songs we are singing**  
 “Head, Shoulders, Knees and Toes”  
 “Where is Thumbkin?”

**New Concept: Feelings**  
 Feelings we are talking about at school are happy, sad, angry, surprised and tired.

**New Book: “In Between” by Virginia Griest**  
 At school, we will read “In Between” by Virginia Griest with illustrations by Monica Wellington. This story is about a boy and the activities they play. You can make the book use these animals, so ask your child what animals the boy like and what animals your child likes. You can also use the book to talk about feelings. This will help your child develop language skills related to express ideas and feelings.

Children who read succeed. Read together often!



Family Newsletter  
Developing Early Language and Literacy in Danville  
“Neighborhood”

**What's new in our class this week**

We are learning songs, rhymes, and doing activities related to our theme “Neighborhood!” This week, your child will begin to learn about neighborhoods. We will also talk about streets, traffic and safety signals.

**New Concept: Opposite**  
We will learn about the concept of opposite, “soft”, empty and full, narrow and wide, day and night. Opposites we will learn about in our new book, *Opposites We Will Learn About*.

**New Book: “Traffic” by Betsy and Giulio Maestro**  
This is a fun, colorful book about a little pink car that works around a neighborhood. They and other cars through the day and night, wait it is finally their turn to go to work. The words are dark and light, close and open, big and little. It is a good book to read with your child. You can use the words to read some games that only use the words you would use to learn about traffic. The book is available in our library and at the writing center. It is a great book for your child to read with you!

**Letter Talk**  
“Letter Talk” is what we use to teach your child how to form letters!

**Letter Talk for BIG “E”**  
Straight line down. Go to the top of the letter and line out and around slanted line down.

**Letter Talk for little “e”**  
Straight line down. Curved line around.

**Draw letters in sand, sugar, or shaving cream!**

**Letter Talk for BIG “R”**  
Straight line down. Curved line around.

**Letter Talk for little “r”**  
Straight line down. Curved line around.

**Song we are singing**  
“To Market, To Market, Twinkle Little Star”

**New Letter**  
Big “R” and little “r”

Some of the words we will talk about are Red light, traffic light, Ready and Ready!

Discover Danville  
The Farmer’s Market

Before you go to the market, talk with your child about the things you will see at the market. The market is a place where farmers sell their produce. You can see many different types of fruits and vegetables. You can also see flowers, bread, and other things.

Discuss the items that you see at the market: color, shape, size, and texture.

The Farmer’s Market is located at 503 Kimball Street in Danville. The market is open every Saturday from 8:00 AM to 1:00 PM. The market is a great place to go with your child. You can learn about the different types of produce and other things that are sold at the market. You can also see the farmers who grow the produce. The market is a fun and educational experience for everyone.

**Try These Tips at Home**  
**Teach your child about Opposites**  
Teach your child the concept of “on” and “off”, during the week. You can use the market as a resource. The room is dark and when you turn “off” the light, the room is dark. You can also teach “on” and “off” using the market. You can also teach “on” and “off” using the market. You can also teach “on” and “off” using the market.

**Help your child learn about the letter R and r**  
You can also talk to your child about his or her cup and how it is shaped. You can also talk to your child about the letter R and r. You can also talk to your child about the letter R and r. You can also talk to your child about the letter R and r.

**Talk to your child about Neighborhood and Traffic Signals**  
Point out store names and street signs. Point out important traffic signals, such as “WALK” and “DON’T WALK”. Ask your child what things in the neighborhood, or the street, are different in your neighborhood.

**Books Pick: Only One Neighborhood**  
Author: Mark Haddon  
Illustration: Barbara Gorman  
This is a fun and colorful book about a little pink car that works around a neighborhood. They and other cars through the day and night, wait it is finally their turn to go to work. The words are dark and light, close and open, big and little. It is a good book to read with your child. You can use the words to read some games that only use the words you would use to learn about traffic. The book is available in our library and at the writing center. It is a great book for your child to read with you!

**How Classrooms Use the Theme Newsletters**

- Sent home by teachers in conjunction with beginning new theme in curriculum
- Let parents know what is being worked on in the new theme
- Give parents ideas about what they can do at home to support the new theme


**Monthly Take-Home Activities**

- Overview of monthly take-home activities
  - Related to season or celebrations associated with the month
    - January = Snowflakes
    - July = Birthdays
    - October = Autumn Walk
  - One activity that can be completed in a day
    - “The Case of the Missing Letter”
      - Parent and child search through magazines and newspapers for pictures that begin with the letter “B”
      - Collect pictures and place them in the “evidence bag”
      - Bring back to school



Dear Family,

The month of July is when we celebrate our country's birthday. Take this opportunity to talk to your child about birthdays!

 **DELL-D Project  
Early Reading First**


For this month's activity, complete this poem with your child:

*"My birthday is so very great.  
Here's how I like to celebrate."*

Ask your child to draw a response to the poem. Encourage your child to write the words to describe how they like to celebrate.


- o **Ask** your child "What is your favorite thing to do on your birthday?"
- o **Talk** about the different ways people celebrate, such as having a party at home, getting together with family and friends, or bringing cupcakes to school.
- o **Show** your child pictures or photographs of a birthday celebration and point out the different objects in the picture, such as a birthday cake, presents, and balloons.
- o **Help** your child to complete a sentence, "At your birthday we \_\_\_\_\_" (read a cake, went to the park, etc.)

**When your picture is complete, have your child return it to class.**  
Your child will then receive a coupon for a special treat that you may redeem at the DELL-D Family Center located at 501 Kimball or the Danville Public Library on Monday nights from 5:00-6:30 in the Children's Department.




**My Special Day**

My birthday is so very great.  
Here's how I like to celebrate:




Name \_\_\_\_\_

 **DELL-D Project  
Early Reading First**

Dear Family,

We are on a mission to solve "The Case of the Missing Letter!"

 Please help your little detective by searching through magazines and newspapers to find pictures of things that begin with the letter "B".


**P:** When you find a picture, repeat or exaggerate the sound (the word begins with b-b-b), and encourage your child to say it after you. Have your child say a thing like ball.

**P:** Ask your child what sound the word starts with. They may need your help, so think of other words that start with the same sound (bear, bike, berries, banana, and blanket).

**P:** Then, cut out the "B" pictures and place them in the evidence bag.


**Have your child return the evidence bag to their teacher.** Your child will then receive a coupon for a special treat that you may redeem at the DELL-D Family Center located at 501 Kimball or the Danville Public Library on Monday nights from 5:00-6:30 in the Children's Department.

**Thank you for helping crack the case!**



**Bring this certificate to receive  
a FREE GIFT  
at the DELL-D Family Center!**

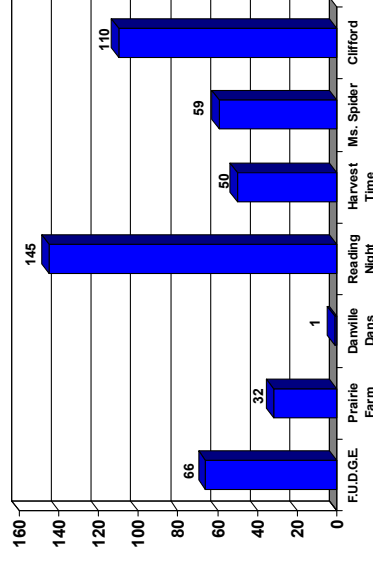
**To redeem your gift, please come to the Family Center, 501 Kimball, on Monday—Friday 8:00—1:00 or 2:00—4:00. If these times will not work, please call Sandy at 446-1800 x 1113 to schedule an appointment!**



## How Classrooms Use the Monthly Take-Home Activities

- Teachers distribute the monthly take-home activities.
  - A note is attached for the teacher to prompt them to distribute and also give them ideas on how to use the monthly take-home activities.
- Teachers collect the completed activities and give each child a *Family Center Coupon*.
  - Coupon is redeemed by child and parent at the Family Center for a literacy treat (writing materials, books, etc.).
- Teachers are prompted to use the completed assignment in the classroom.
  - Use for "Show and Tell"
  - Engage children in conversation (oral language)
  - Hang in the classroom walls for parents and children to enjoy
  - Use the activities as samples for teachers to create their own take-home activities.

## Evaluation: Attendance at Monthly Family Events



## Family Ratings of Monthly Family Events (1-4 scale)

	F.U.D.G.E. June 2008	PRAIRIE FARM July 2008	READING NIGHT September 2008	HARVEST TIME October 2008	MS. SPIDER November 2008	CLIFFORD January 2009
1. The event was fun for me and my child	3.3	3.8	3.7	3.8	3.9	3.7
2. I look forward to attending similar events with my child	3.4	3.6	3.7	3.8	3.8	3.7
3. I plan to try the activities we did at the event	3.1	3.6	3.6	3.7	3.7	3.5
<b>Total Mean Rating of Event</b>	<b>3.3</b>	<b>3.6</b>	<b>3.7</b>	<b>3.8</b>	<b>3.8</b>	<b>3.6</b>

## What Families Say

- “What surprised or delighted you?”
  - I observed him really paying attention to directions.
  - I enjoyed watching him do the file folder activity. It really showed that he is learning at home and school.
  - Seeing her interacting with kids, respecting adults, sharing and taking turns.
  - Just enjoying herself writing and being around other kids.
- “Now I finally get what this is all about and what DELL-D is about!”

## Lessons Learned

- Takes time to get the parent component going - be patient!
- Be flexible, responsive to parents and centers (e.g., time and day of activities, transportation, location of activities)
- Try different ways to connect with parents at different centers, with different needs
- Marketing and incentives
  - Get them to the first event - and keep them coming back
  - Link involvement components together through incentive system and through classroom participation
  - Find a creative “designer” for your flyers, etc. – we got really lucky with ours!

## DELL-D Contact Information

<http://www.dell-d.uiuc.edu/index.html>

- Alissa Cohorst helps facilitate the business operations involved with the grant and communication between project members and participants.
- Email: [cohorst@illinois.edu](mailto:cohorst@illinois.edu)  
Phone: (217) 333-4123
- Mailing Address:  
Early Reading First - DELL-D  
61 CRC Children's Research  
Center  
51 Gerty Dr.  
Champaign, IL 61820

